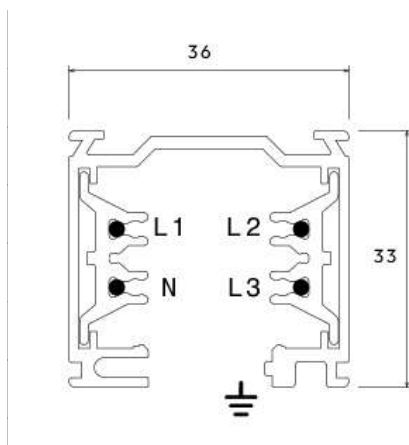


LKM THREE-PHASE SQUARE TRACK

Code: 7511-20-30

Light Kit Main is a three-phase track system with 3 circuits, available in four different lengths for installation on the ceiling or on the wall. The range, which also includes recessed tracks, is suitable for several installation needs, The complete range of accessories makes LKM extremely flexible and versatile in lighting design. Power supply 230/250V. Industrial power supply 380/440V. Total load 16A.



General specifications

Designer	Ivela Design Team
Installation environment	Interior
Native mounting type	Surface mounted
Mounting location	Wall, Ceiling
Container product	No
Made in	Italy

Physical specifications

Body material	Aluminum
Body finish	Powder-coated
Body color	Black
IP	IP20

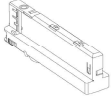
Electrical specifications

Dimmer availability	Not included
Power supply voltage type	AC
Power supply type (CC / CV)	Voltage
Input Voltage MIN-MAX (V)	230
Frequency (Hz)	50-60
Insulation class	I

Dimensions and weight

Length (mm)	2000
Width (mm)	36
Height / Thickness (mm)	33

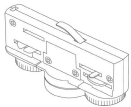
Accessory codes



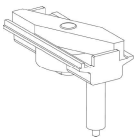
7557-00-30
ELECTROMECHANICAL ADAPTER LKM WITH DRIVER - BLACK



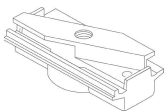
7558-00-30
ELECTROMECHANICAL ADAPTER 6A 5KG LKM - BLACK



7600-00-30
ELECTROMECHANICAL ADAPTER 6A 10KG LKM - BLACK



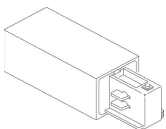
7618-00-30
MECHANICAL ADAPTER WITH AUTOMATIC LOCKING AND 2MT WIRE LKM - BLACK



7625-00-30
MECHANICAL ADAPTER LKM - BLACK



7652-10-W30
Right live-end LKM square track black



7652-11-W30
Left live-end LKM square track black



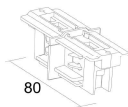
7653-10-W30
Central connector and straight joint LKM square track black



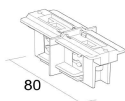
7659-00-W30
Dead end LKM square track black



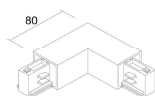
7609-00-00
Nut for electro/mechanical adapter M10x1 LKM track



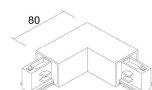
7604Q-10-W30
Electrical straight joint with contacts and stop LKM square Black



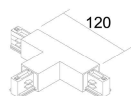
7654-10-W30
Mechanical straight joint with stop without electrical contacts LKM Black



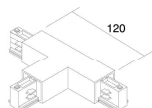
7655-10-W30
Inside L joint LKM Black



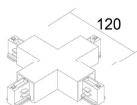
7655-11-W30
Outside L joint LKM Black



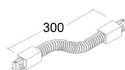
7656-10-W30
Right T joint LKM Black



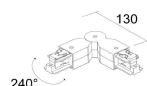
7656-11-W30
Left T joint LKM Black



7657-10-W30
X joint LKM square Black



7658-10-W30
Flexible joint LKM square Black



7660-00-W30
Mobile joint LKM square Black